




# Adventer

Integral Chest Freezer (Plug In)

 +10% Storage Capacity

 +10% Display Area

 -15% Energy Consumption

 Improved Shopping Environment



## Product Features

- Up-down sliding glass door making it easy for customer to access
- Arc glass to display more goods
- Excellent temperature performance
- Hot gas defrosting
- Optional non-refrigeration shelves, to make better use of the space
- Automatic defrosting at night, no affecting the shopping process

# Adventer

Integral Chest Freezer (Plug In)

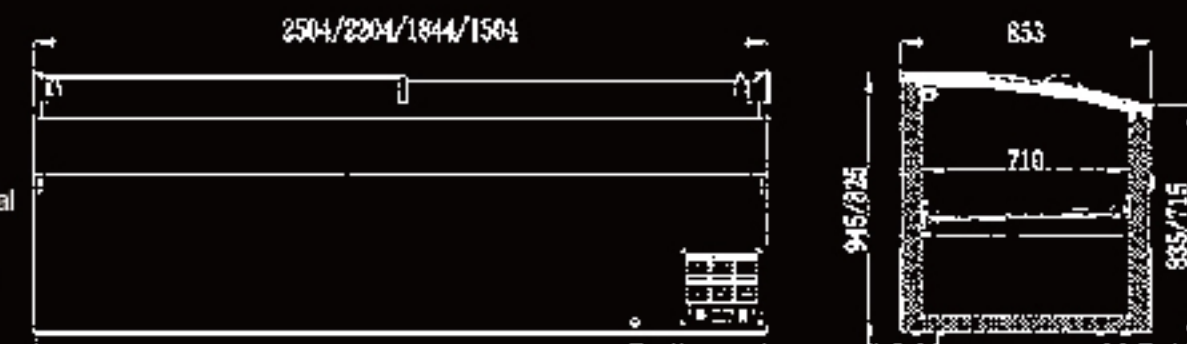


## Technical Data

Cabinet	Model	Dimensions /mm	Temperature Range/°C	Net Volume/m <sup>3</sup>	Display Area/m <sup>2</sup>	Net Weight /kg	Frequency (Hz)
2500 Run Case	LD-ICF250808A	2504*853*945	≤-18	0.80	1.42	193	50
2200 Run Case	LD-ICF220808A	2204*853*945	≤-18	0.69	1.26	160	50
1500 Run Case	LD-ICF150808A	1504*853*945	≤-18	0.43	0.82	138	50
1840 End Case	LD-ICF180807A	1844*853*825	≤-18	0.45	1.03	141	50
2500 Run Case	LD-ICF250808AX	2504*853*945	≤-18	0.80	1.42	193	60
2200 Run Case	LD-ICF220808AX	2204*853*945	≤-18	0.69	1.26	160	60
1500 Run Case	LD-ICF150808AX	1504*853*945	≤-18	0.43	0.82	138	60
1840 End Case	LD-ICF180807AX	1844*853*825	≤-18	0.45	1.03	141	60

## Product Features

- Push-pull up and down glass door
- Excellent temperature performance, stable and uniform
- Hot gas defrosting, energy saving and environmental protection
- Automatic defrosting at night, without affecting the customer use
- High load line ≤ -18 °C 550mm, ≤ -20 °C 450mm



\* All comparisons are based on the product performances of last generation.

SUPERMARKET Commercial Refrigeration Total Solution